



## Download the App

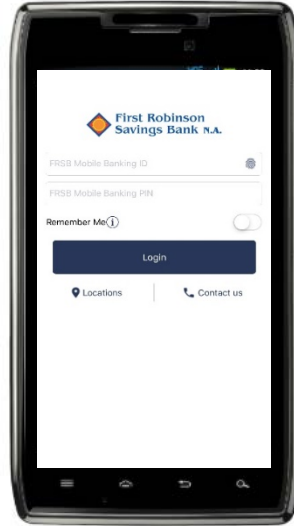
On your mobile device access your account by downloading our Mobile Banking App via the App Store or Google Play Store by searching First Roberson Savings Bank.



Look for our logo and install.



## Login

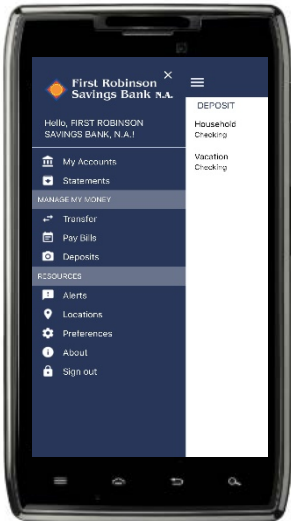



Enter the 12-digit ID or alias assigned by the bank and the Netteller PASSWORD number and click **Login**

Depending on your device, thumbprint and face recognition are available once logged in, through preferences in the navigation menu

*\*Users may need to answer security questions when logging in to a new device.*

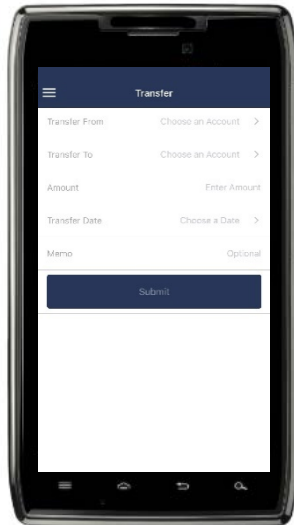
## Navigation Menu



Available online activities are accessed by using the icon displayed at the top left of the screen. 

Select my **Accounts** to display your accounts. **Transfers** to transfer money between accounts. **Pay Bills** to pay a bill. **Alerts** to view personal alerts.

## Transfers

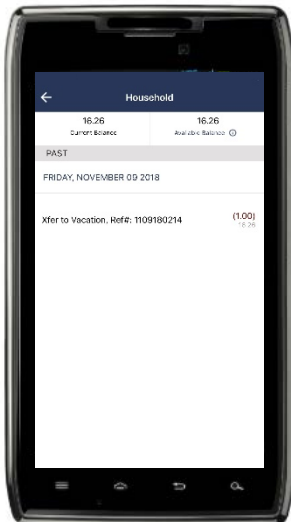


To transfer money between accounts select **Transfers** from the navigation menu.

Select the **From** and **To** accounts. Enter the **Transfer Amount**, and then click **Submit** to complete the transfer.

*Same day transfers must be done before 4:00 PM CST.*

## Accounts

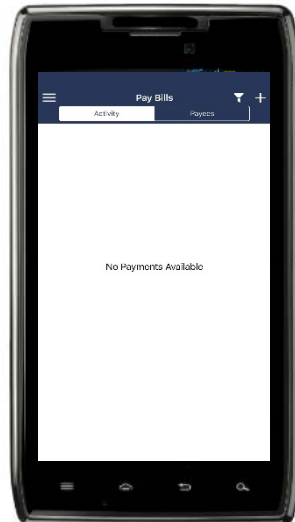


To view the transaction for an account select **My Accounts** from the navigation menu.

Select the account you would like to view.

*Only 7 days of transactions are available via Mobile Banking.*

## Pay Bills



**\*To pay a bill online select Pay Bills** from the navigation menu.

Select the **Account** to pay from. Select the **Payee**, enter the **Payment Amount** and then click **Submit** to complete the transaction.

**\*must already be enrolled in Bill Pay via Online Banking.**



## Mobile Text

For quick access to your Mobile Text it is recommended that you add **FRSB MOBILE TEXT (89549)** to your contact list.

### Balance Request

Text "Bal" to request balance information for all enrolled accounts.

Text "Bal<Mobile Short Name>" to request balance information for a specific account.

Text "Hist" to request last four transactions for all enrolled accounts.

Text "Hist<Mobile Short Name>" to request last four transactions for a specific account.

## Alerts

To view alerts, select **Alerts** from the navigation menu. **Event, Balance, Item and Personal** alerts will be displayed

All Alerts must be predefined from the Web based Online Banking Netteller Login.